

# Polar Bear Fact Mats:

A Hands-On Related Facts Activity



© The Flamingo Teacher

Click [here](#) for the  
Google Slides version.



© The Flamingo Teacher

Directions: Cut out the numbers and glue them onto the correct spots on the Polar Bear Fact Mats.

**4**

**11**

**12**

**18**

**11**

**8**

**7**

**4**

**12**

**18**

**8**

**7**

Name: \_\_\_\_\_



# Polar Bear Fact Mat #1

**11**

+

=

**18**

**7**

+

**11**

=

**18**

-

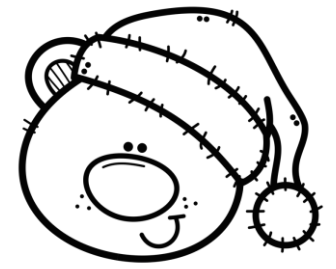
**7**

=

-

=

Name: \_\_\_\_\_



# Polar Bear Fact Mat #1

**11**

+

=

**18**

**7**

+

**11**

=

**18**

-

**7**

=

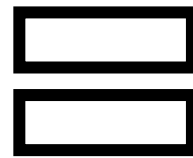
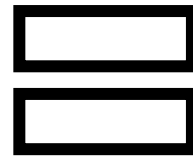


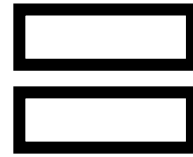

-

=

Name: \_\_\_\_\_







# Polar Bear Fact Mat #2



Name: \_\_\_\_\_



# Polar Bear Fact Mat #2



# POLAR BEAR FACT MATS


## BONUS PAGE

Directions: Fill in the missing numbers to figure out the joke!

$$\begin{array}{r} \square \\ + 7 \\ \hline 16 \end{array}$$

$$\begin{array}{r} 16 \\ - \square \\ \hline 9 \end{array}$$

$$\begin{array}{r} 3 \\ + \square \\ \hline 7 \end{array}$$



Key:

S	T	R	I	B	O
9	7	4	3	2	8

$$\begin{array}{r} 1 \\ + \square \\ \hline 9 \end{array}$$


$$\begin{array}{r} 7 \\ - \square \\ \hline 4 \end{array}$$

What do polar bears like to eat?

**2 4 4 4 3 7 8 9**



# Fonts and Graphics:



Click on The Flamingo Teacher image below to go to my blog!  
Like The Flamingo Teacher on Facebook and Instagram for  
more products like this and weekly teaching freebies!

