


# Fruit Frenzy!

ADDITION FUN

©The Flamingo Teacher















To get the Google  
Slides version of this  
file, click [here](#).

## How to Play Fruit Frenzy:


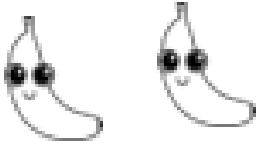
Roll one dice. On the Doodle pad, draw the number of fruit that you rolled. For example, if you roll a 1, you draw 1 strawberry on your Doodle Pad. If you roll a 2, you draw 2 bananas, and so on. You will roll 2 times for every turn and then add up your numbers.

# Fruit Frenzy!

Roll 1 dice to see what you will draw!

	Draw and color 1 strawberry. 
	Draw and color 2 bananas. 
	Draw and color 3 lemons. 
	Draw and color 4 oranges. 
	Draw and color 5 pears. 
	Draw and color 6 apples. 

# Doodle Pad

Roll 1	Roll 2	How many altogether?
Example: 		3

# Doodle Pad

Roll 1	Roll 2	How many altogether?

- Fruit Clipart by Zoo Education
- Dice Clipart and Banners by Creative Clips. Click [here](#) to go to the Creative Clips TeachersPayTeachers Store!

